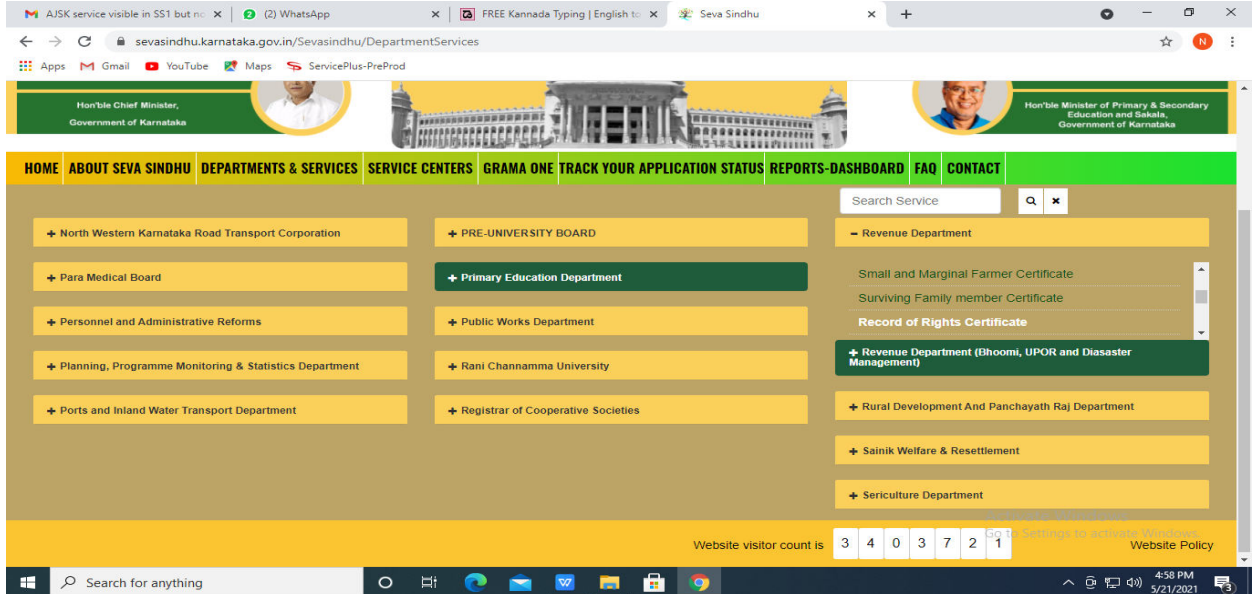


ಕಂದಾಯ ಇಲಾಖೆ
Revenue Department
ಸಣ್ಣ/ಅತಿ ಸಣ್ಣ ಹಿಡುವಳಿದಾರ ಪ್ರಮಾಣ ಪತ್ರ
Small/Marginal Farmer Certificate

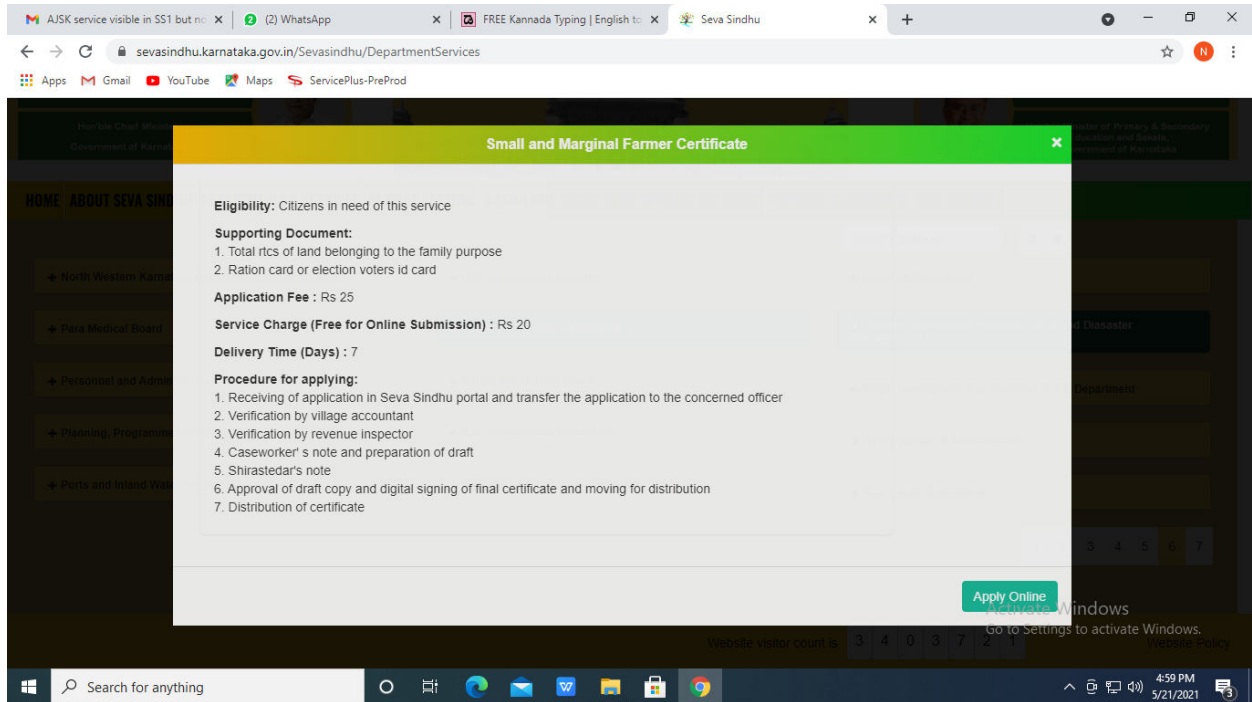
Step 1 : Go to Sevasindhu.karnataka.gov.in website and Click on Departments and services



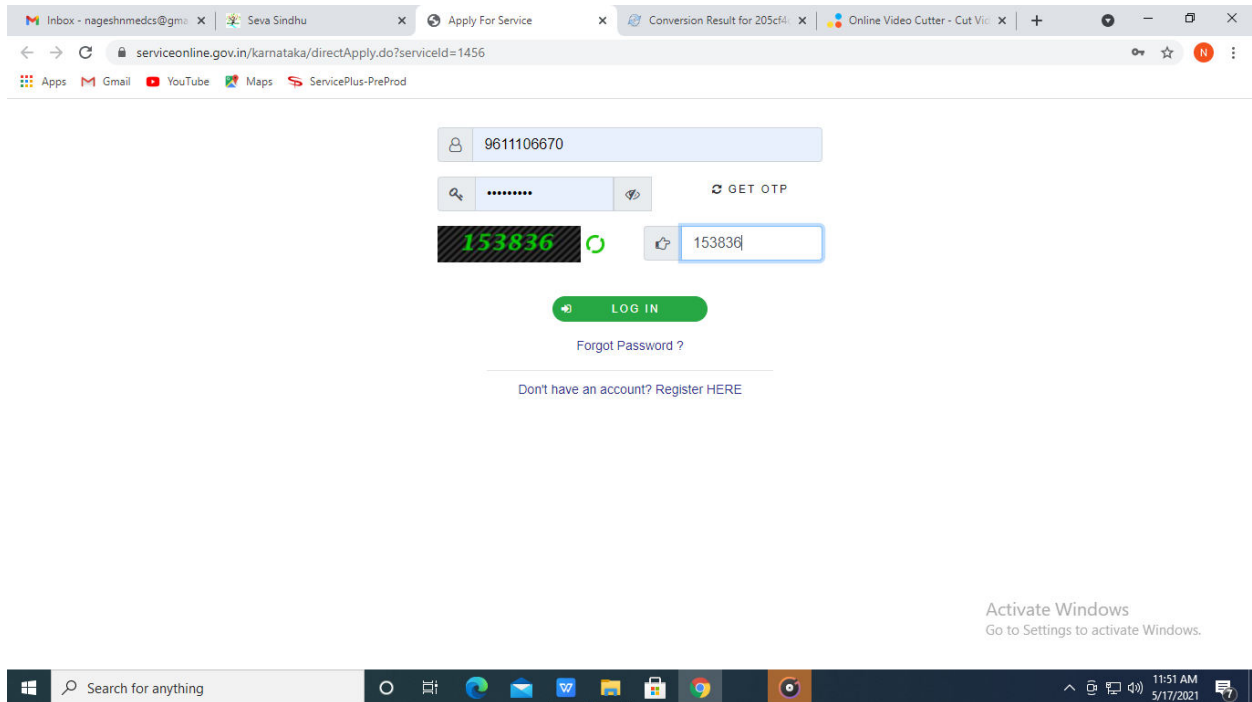
Step 2: Select department name and Click on application for Small/Marginal Farmer Certificate service name



Step 3 : Click on Apply online



Step 4: Enter the login details and click on log in button



Step 5 : Fill the Applicant Details & Photocopies details

ಕರ್ನಾಟಕ ಕಂದಾಯ ಇಲಾಖೆ
Karnataka Revenue Department
ಸಣ್ಣ/ಅತಿ ಸಣ್ಣ ಹಿಡುವಳಿದಾರ ಪ್ರಮಾಣ ಪತ್ರ
Small/Marginal Farmer Certificate

Language Selection
ಯಾವ ಭಾಷೆಯಲ್ಲಿ ಪ್ರಮಾಣಪತ್ರ ಅನ್ವೇಷಿಸಿ Certificate Required in English/ಆಂಗ್ಲ Kannada/ಕನ್ನಡ

Select The Jurisdiction Where the Application is to be Processed
Rural/Urban Rural Urban
District Ballari

Step 6 : Click on I agree checkbox and fill the Captcha Code as given & Submit

Please Select Please Select

ಅಂದಾಜು/Assessment

ಗ್ರಾಮೀಣ ಪ್ರದೇಶ/ರೂರಲ್ ಪ್ರದೇಶ/Rural/urban	ಜಿಲ್ಲೆ/District	ತಾಲ್ಲೂಕು/Taluk	ಹೊಬ್ಬಳಿ/Hobli	ಖಾತಾ ಸಂಖ್ಯೆ/Katha No	ಗ್ರಾಮ/Village	ಅಂದಾಜು/Assessment	ವಿಸ್ತೀರ್ಣ/Extent acre	Extent Guntal/ವಿಸ್ತೀರ್ಣ/RS000	ಸರ್ವೆ ಸಂಖ್ಯೆ/Survey No. OR Property No.
Extent Guntal/ವಿಸ್ತೀರ್ಣ/RS000	ಜಮೀನಿನ ತರಹ/Land Type	Surnool/ಸರ್ನೋಳ	ಭೂಮಿ ವರ್ಗ/Land Class						
ಗ್ರಾಮೀಣ ಪ್ರದೇಶ/Rural	ಖುಷ್ಕಿ/Dry	1/1	A	2	ಮರ್ಲೆ	2	2	2	34

Word verification
651819
Please enter the characters shown above
651819

Draft Submit Close Reset

Step 7 : A fully filled form will be generated for user verification

Seva Sindhu
Application for Departmental Examination conducted by

Language Selection
ಯರವ ಧರವಯಿಲ್ಲಿ ಭವರವರವಕ ಅಗತ್ಯವಿವರ/Certificate Required in : English/ಕರಗ

Applicant Details

Rural/Urban :	Rural
District :	Chikballapur
Taluk :	Sidlaghatta
Hobli :	Jangamakote
Village :	Attigannahalli
Habitation :	Attigannahalli
Salutation :	Sri.
Applicant's Name :	Rajesh
Relation Type :	Slo
Salutation :	Sri.
Relations Name :	Gangadhar
Mother's Name :	uma
Address (Line 1) :	krishna temple street

Step 8 : Click on Attach annexures

ಗ್ರಾಮೀಣ ಭವರವ/ನಗರ ಭವರವ/Rural/urban	ಜಿಲ್ಲೆ/District	ತಾಲ್ಲೂಕು/Taluk	ಹೊಬ್ಬಲಿ/Hobli	ವಾತಾ ಸಂಖ್ಯೆ/Katha No	ಗ್ರಾಮ/Village	ಅಳವರ/Assessment	ವಿಸ್ತೀರ್ಣ/Extent acre	Extent Gunta/ವಿಸ್ತೀರ್ಣ ಗುಂತ	ಸರ್ವೆ ನಂ/Survey No. OR Property No.	Extent FGunta/ವಿಸ್ತೀರ್ಣ ಗುಂತ	ಅವಿವರನಿರ ತರಬರ/Land Type	Sumoc/ಸಮರಕರಣ
ಗ್ರಾಮೀಣ ಭವರವ/Rural	17	6	2	2	1	2	2	2	34	2	ಉಷ್ಣಿ/Dry	*/1

Additional Details

Apply to the Office : Revenue Department (STATE)

Draft Reference No : Draft_RD155S/2021/00001

21/5/2021 11:13:11 IST <http://serviceonline.gov.in/karnataka>

[Attach Annexure](#) [Edit](#) [Cancel](#) [Click here to initiate new application](#)

Step 9: Attach the annexures and click on save annexures

The screenshot shows the 'Enclosure(s)' section of the serviceonline.gov.in website. The user is attaching documents for the following categories:

- Address Proof**: Document Format: Address Proof, File/Reference: sample.pdf
- Ration Card**: Document Format: Ration Card, File/Reference: sample.pdf
- Original Annual Income Certificate of the family in the prescribed format as per Govt Notification No DPAR 10 SCA 95 dt 12-09-1996 Only for appointment on compassionate ground**: Document Format: EPIC, File/Reference: sample.pdf
- Identityproof**: Document Format: ID proof, File/Reference: sample.pdf

Each document entry includes a 'Choose File' button, a 'Scan' button, and a 'Fetch from DigLocker' option. The 'Save Annexure' button is visible at the bottom right of the enclosure list.

Step 10 : Saved annexures will be displayed and click on e sign and make payment

The screenshot shows the 'Annexure List' section of the serviceonline.gov.in website. The list displays the attached documents:

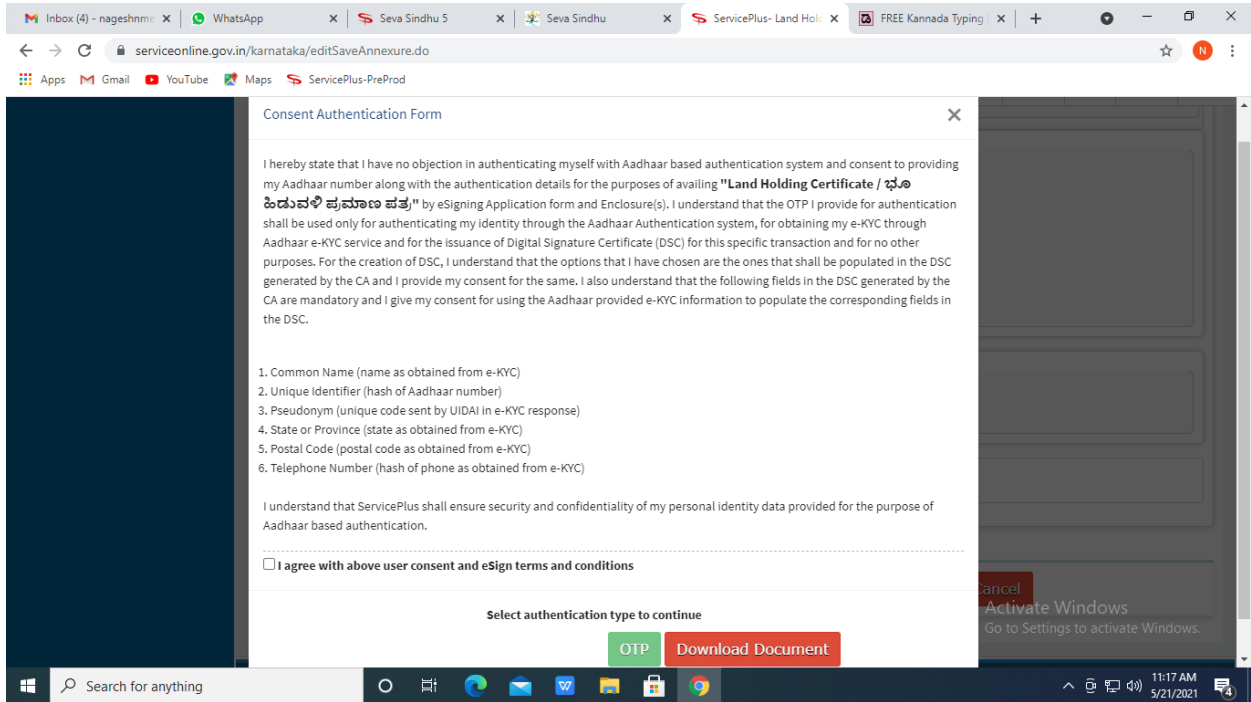
- 1) Address Proof [Address Proof](#)
- 2) Ration Card [Ration Card](#)
- 3) Original Annual Income Certificate of the family in the prescribed format as per Govt Notification No DPAR 10 SCA 95 dt 12-09-1996 Only for appointment on compassionate ground [EPIC](#)
- 4) Identityproof [ID proof](#)

The 'Additional Details' section shows:

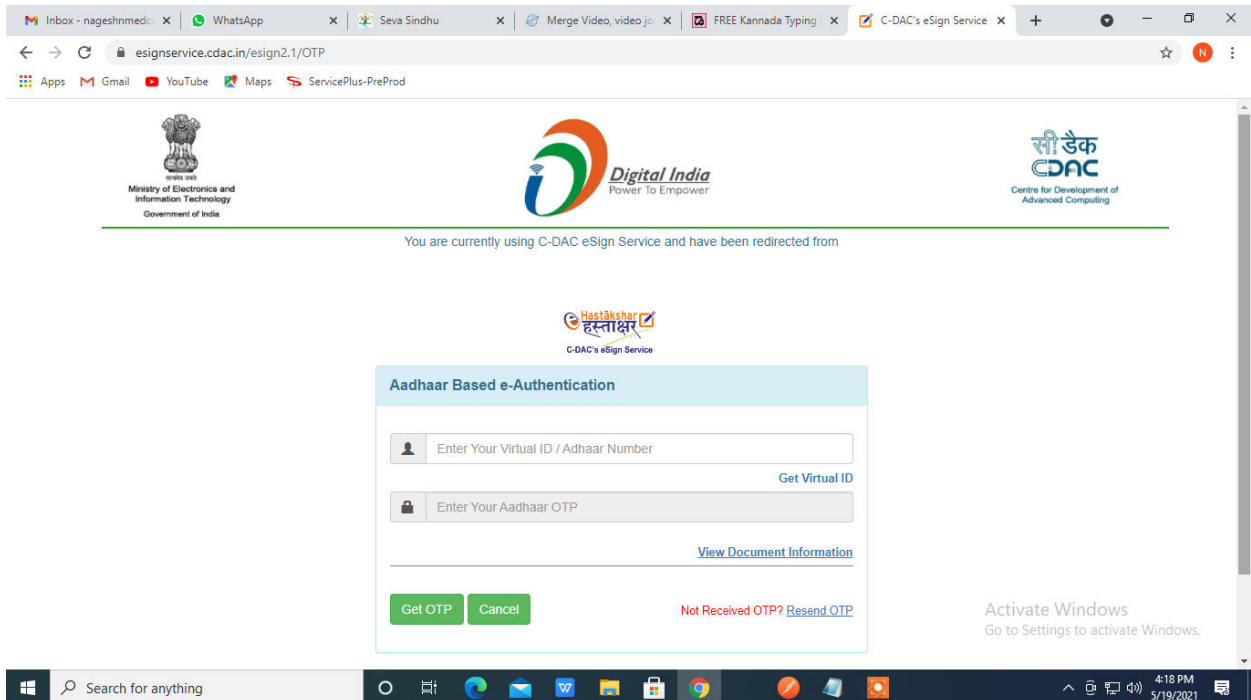
- Apply to the Office: Revenue Department (STATE)
- Draft Reference No: RD155S21000001

The 'eSign and Make Payment' button is visible at the bottom right of the page.

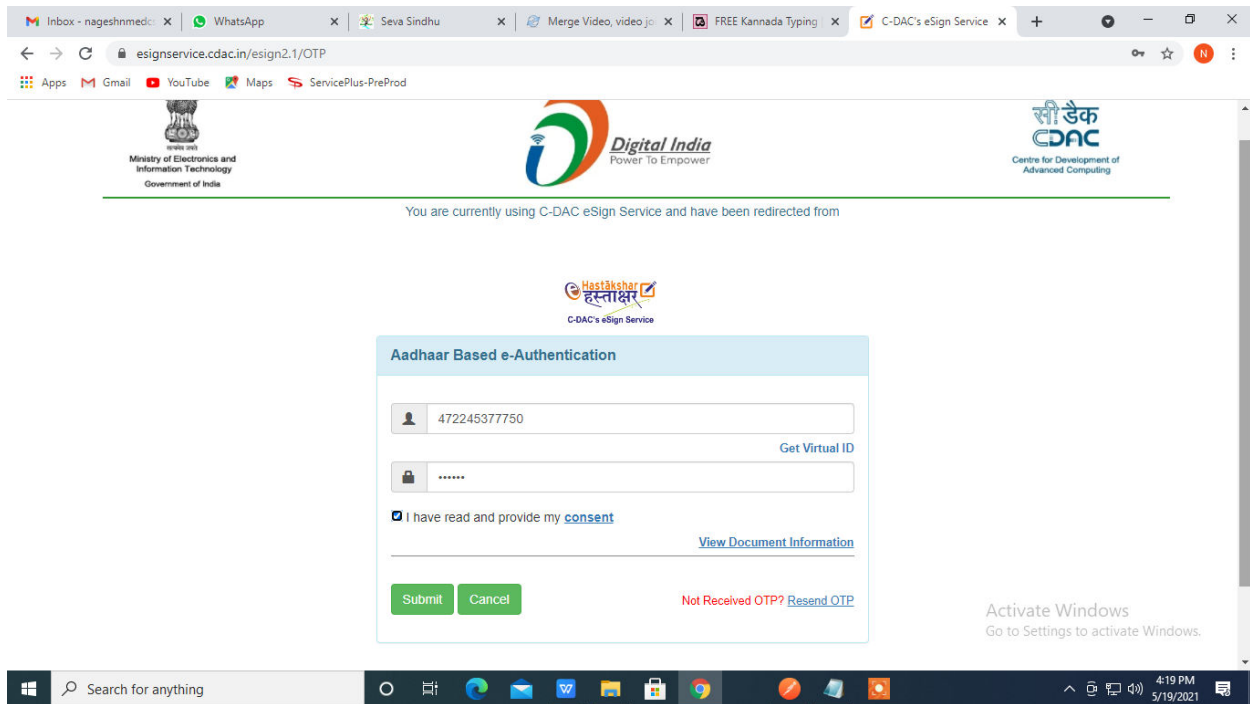
Step 11: Click on I agree with above user consent and eSign terms and conditions and Select authentication type to continue



Step 12: Enter Aadhar Number and click on get OTP



Step 13: Enter OTP and click on Submit



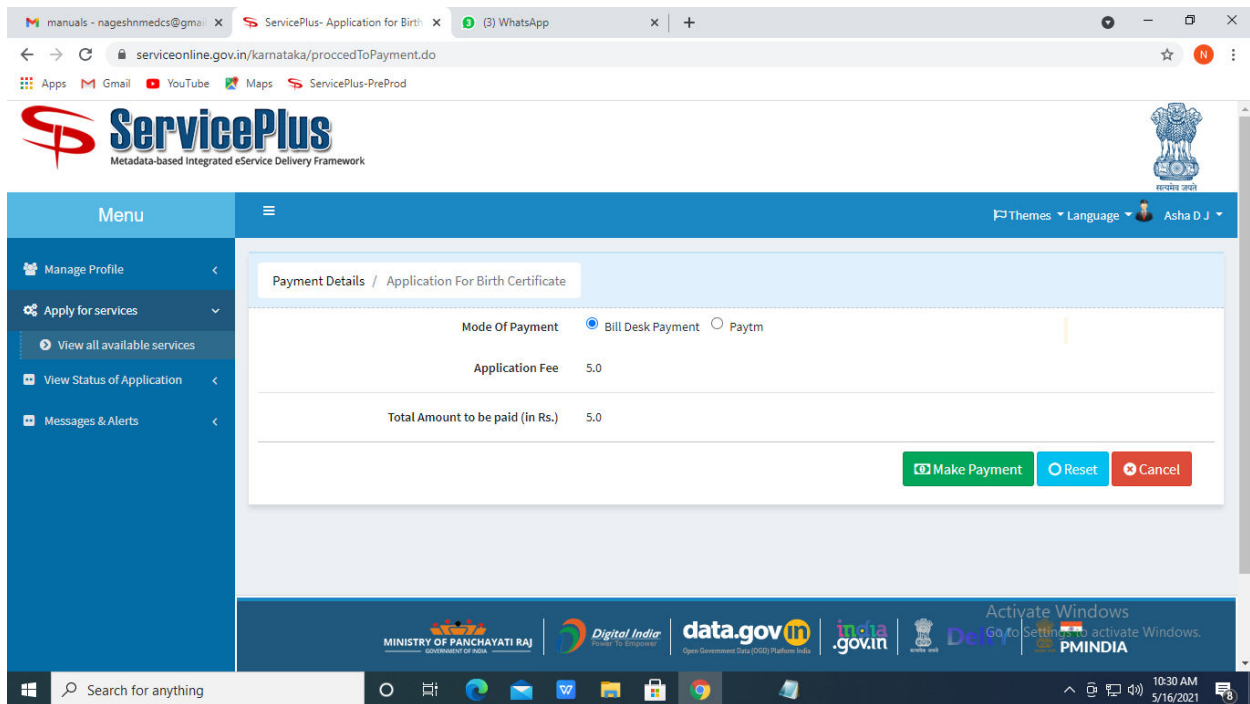
The screenshot shows a web browser window with the URL `esignservice.cdac.in/esign2.1/OTP`. The page features logos for the Ministry of Electronics and Information Technology, Government of India, Digital India (Power To Empower), and CDAC (Centre for Development of Advanced Computing). A message states: "You are currently using C-DAC eSign Service and have been redirected from".

The main content is the "Hastakshar" (हस्ताक्षर) C-DAC's eSign Service interface. It is titled "Aadhaar Based e-Authentication" and contains the following elements:

- A text input field for the Aadhaar number, containing "472245377750".
- A "Get Virtual ID" link next to the Aadhaar field.
- A password input field with masked characters "*****".
- A checkbox labeled "I have read and provide my consent" with a link to "View Document Information".
- "Submit" and "Cancel" buttons.
- A link for "Not Received OTP? Resend OTP".

An "Activate Windows" watermark is visible in the bottom right corner of the page.

Step 14 : Select mode of payment and Click on Make Payment and proceed



The screenshot shows the ServicePlus portal interface. The browser address bar displays `serviceonline.gov.in/karnataka/proccedToPayment.do`. The page header includes the ServicePlus logo and the text "Metadata-based Integrated eService Delivery Framework".

The main content area is titled "Payment Details / Application For Birth Certificate" and displays the following information:

- Mode Of Payment:** Radio buttons for "Bill Desk Payment" (selected) and "Paytm".
- Application Fee:** 5.0
- Total Amount to be paid (in Rs.):** 5.0

At the bottom of the payment details section, there are three buttons: "Make Payment" (green), "Reset" (blue), and "Cancel" (red).

The footer of the page includes logos for the Ministry of Panchayati Raj, Government of India, Digital India, data.gov.in, and PMINDIA. An "Activate Windows" watermark is also present.

Step 15 : Select payment method, enter the details and Click on make payment

The screenshot shows a web browser window with the URL pgi.billdesk.com/pgidsk/ProcessPayment?sessionid=0000boXu45BBvz5kZYdJii4UMYF:1a7ou2k7d?wpage=9JmhjALNb7fToajwghhmc2r. The page is titled "Credit Card" and offers two payment methods: "Pay by Credit Card" and "Pay by AmEx ezeClick". Under "Pay by Credit Card", there are logos for VISA, MasterCard, American Express, Debit Card, and RuPay. The form fields include:

- Card Number:** A text input field with a "Show All" button.
- Expiration Date:** Two input fields for "Month" and "Year".
- CVV/CVC:** A text input field.
- Card Holder Name:** A text input field.

On the right side, a box displays the "Merchant Name" as "Directorate of Electronic Delivery of Citizen Services" and the "Payment Amount" as "₹ 5.00". A large yellow "Make Payment" button is at the bottom, with a "Cancel" link next to it. The Windows taskbar at the bottom shows the time as 10:32 AM on 5/16/2021.

Step 16 : After Payment is Successful, Sakala acknowledgement will be generated

The screenshot shows the "Sakala Acknowledgement" page on the serviceonline.gov.in website. The page title is "ಸರ್ಕಾರಿ ಸರ್ಕಾರ" (Sakala Acknowledgement/ಸರ್ಕಾರಿ ಸ್ವೀಕೃತಿ). The table below contains the following information:

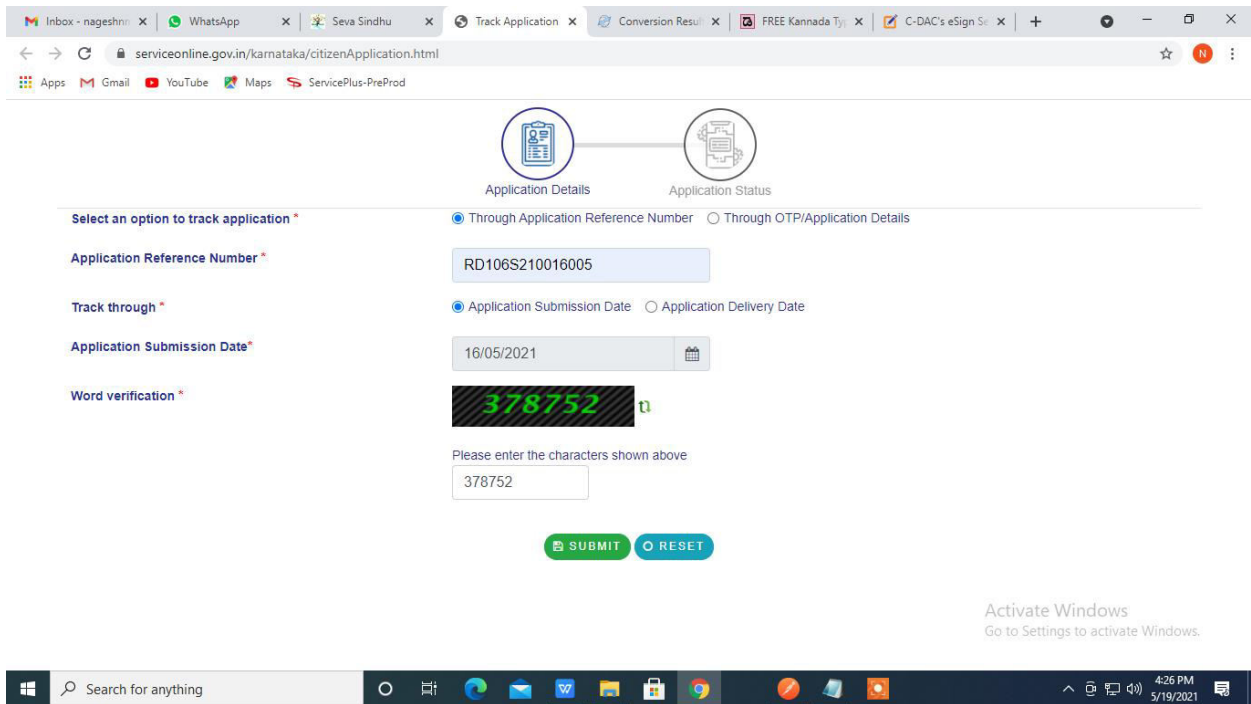
Sakala Acknowledgement/ಸರ್ಕಾರಿ ಸ್ವೀಕೃತಿ							
Office Name / ಸರ್ಕಾರಿ ಹೆಸರು	Rural Development and Panchayat Raj						
Sakala No / ಸರ್ಕಾರಿ ಸಂಖ್ಯೆ	PR004S200000026						
Application Date / ಅರ್ಜಿಯ ದಿನಾಂಕ	06/08/2020						
Service Requested / ವಿನಂತಿಸಿದ ಸೇವೆ	Maintenance of drinking water Minor Repairs						
Applicant Name / ಅರ್ಜಿದಾರರ ಹೆಸರು	bindu						
Applicant Address / ಅರ್ಜಿದಾರರ ವಿಳಾಸ	12 bengaluru bapuji nagar 562145						
Mobile No / ಮೊಬೈಲ್ ಸಂಖ್ಯೆ	829691970						
Documents Submitted / ದಾಖಲಾತಿಗಳನ್ನು ಸಲ್ಲಿಸಿದವು	<table border="1"> <thead> <tr> <th>Type of document(s)</th> <th>Document(s) Attached</th> </tr> </thead> <tbody> <tr> <td>Identity Proof</td> <td>Ration Card (ರೇಷನ್ ಕಾರ್ಡ್)</td> </tr> <tr> <td>No Due Certificate</td> <td>No Due Certificate</td> </tr> </tbody> </table>	Type of document(s)	Document(s) Attached	Identity Proof	Ration Card (ರೇಷನ್ ಕಾರ್ಡ್)	No Due Certificate	No Due Certificate
Type of document(s)	Document(s) Attached						
Identity Proof	Ration Card (ರೇಷನ್ ಕಾರ್ಡ್)						
No Due Certificate	No Due Certificate						
Payment Status / ಪಾವತಿ ಸ್ಥಿತಿ	Payment Paid Successfully/ಪಾವತಿ ಯಶಸ್ವಿಯಾಗಿ ಪಾವತಿಸಲಾಗಿದೆ						
Payment Mode / ಪಾವತಿ ವಿಧಾನ	Not Applicable/ಅನ್ವಯಿಸುವುದಿಲ್ಲ						
Transaction ID / ಸಂವಹನದ ಐಡಿ	Not Applicable/ಅನ್ವಯಿಸುವುದಿಲ್ಲ						
Transaction Date and Time / ಸಂವಹನದ ದಿನಾಂಕ	Not Applicable/ಅನ್ವಯಿಸುವುದಿಲ್ಲ						
Transaction Reference Number / ಸಂವಹನದ ಉಲ್ಲೇಖ ಸಂಖ್ಯೆ (As applicable)	Not Applicable/ಅನ್ವಯಿಸುವುದಿಲ್ಲ						
Total Amount Paid / ಒಟ್ಟು ಪಾವತಿಸಿದ ಮೊತ್ತ	Not Applicable/ಅನ್ವಯಿಸುವುದಿಲ್ಲ						
Application Fee / ಅರ್ಜಿ ಶುಲ್ಕ	Rs. 10/-						
Service Charge / ಸೇವಾ ಶುಲ್ಕ	Not Applicable/ಅನ್ವಯಿಸುವುದಿಲ್ಲ						

The Windows taskbar at the bottom shows the time as 16:55 on 06-08-2020.

Step 17 : Go to **Sevasindhu.karnataka.gov.in** website and click on track application status,



Step 18: Enter Application Reference Number and Submission date and click on submit



Step 19 : Status of the application will be displayed

Browser tabs: Inbox - nagesh... WhatsApp Seva Sindhu Track Application Conversion Result FREE Kannada Tj C-DAC's eSign S...

Address bar: serviceonline.gov.in/karnataka/citizenServiceTrackList.do

Navigation: Application Details Application Status

Application Reference Number :	RD106S210016005
Name of the Service :	Application For Caste Certificate
Applied By :	KIOSK-Gangadhara P N (Karnataka Digital Seva Kendra Edga Road Kote Circle Guru Hotel 1st Floor Sidlaghatta Sidlaghatta Chikkaballapura 562105)
Application due Date :	06/06/2021

Show 10 entries Search:

S.No.	Task Name	Form Detail	Issued Document(s)	Status	Remarks
1	Application Submission	Application Form	Acknowledgement	Completed	NA
2	Payment Update	NA	Nil	Forwarded	NA
3	Print Certificate	NA	Nil	Under Process	NA

Showing 1 to 3 of 3 entries

Navigation: First Previous Next Last

Windows watermark: Activate Windows Go to Settings to activate Windows.

Taskbar: Search for anything 4:27 PM 5/19/2021